



ORCHID

ERP and POS Integration Guide

Spring 2022

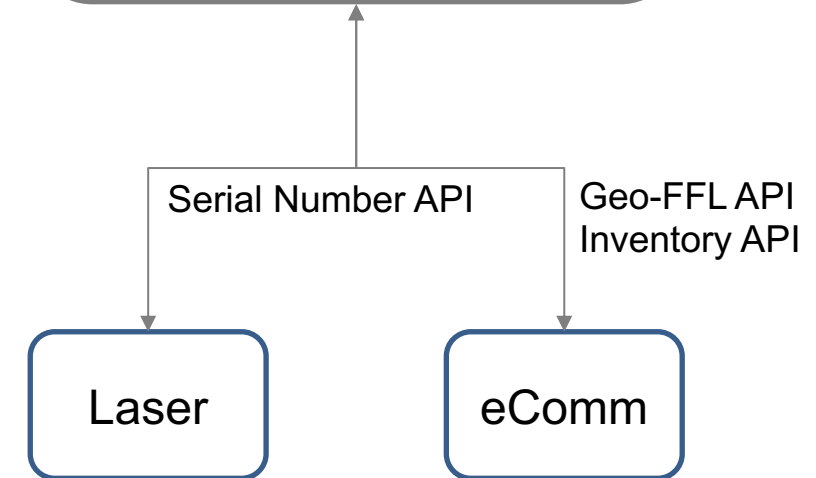
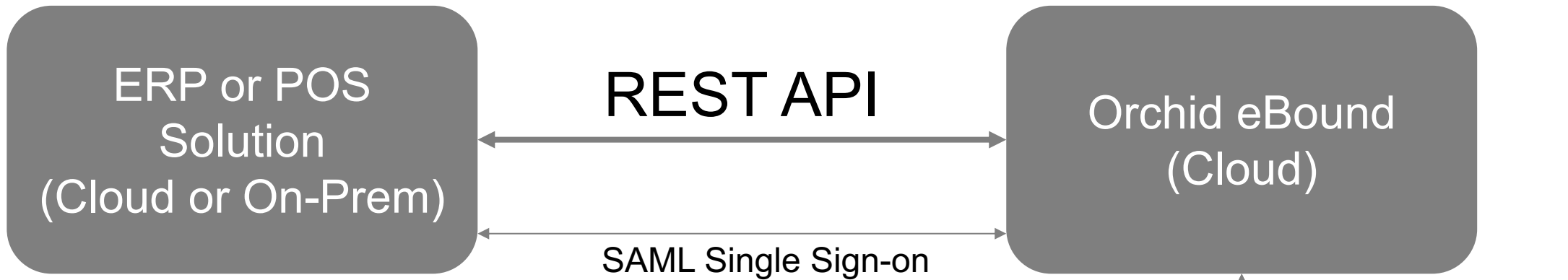
Table of Contents

- API Overview
- Core Transactions
- 4473 Transactions



API Overview

Architecture and Integrations



Not The Focus of this Guide

And Many Mainstream POS / ERP

ATF Regulated Transactions

ERP or POS Solution

Retail or Manufacturing Transactions

1. Receive
2. FFL Transfer (B2B)
3. Exempt Transfer (B2G or Export)
4. 4473 Unlicensed Transfer

Manufacturing Transactions

5. Serialize
6. Assemble
7. Disassemble
8. Destroy

Optional Adjustments**

9. Theft / Loss**
10. Found**

Orchid eBound

10 Transactions
Hit a Single Endpoint

Single
API
Endpoint

**Required by ATF regulation but not through the API.
Many customers opt to transact directly in eBound

API Environment

Posting Data to eBound

POST / JSON Format

- X-API-Auth-Token: (Request from Orchid)
- Content-Type: application/json

Production Endpoint

<https://app.fflbizhub.com/api/transactions/queue>

Staging Endpoint

<https://staging.fflbizhub.com/api/transactions/queue>

Sample JSON String

```
{
  "serialNumber":"KAHR-9005-AT",
  "Location":"",
  "lotNumber":"",
  "SKU":"6026863130566",
  "Manufacturer":"Kahr Arms",
  "Importer":"",
  "CountryOfManufacturer":"",
  "Type":"Rifle", "Model":"M1",
  "CaliberGuage":"30 Carbine",
  "PhysicalDate":"9/21/2018",
  "fflFrom":{"Name":"RSR Group Inc",
  "FFL":"575439010D26128",
  "SOT":""},
  "Address":"4700 Amon Carter Blvd",
  "City":"Fort Worth",
  "State":"TX",
  "Zip":"76155",
  "Country":"US",
}
```

API Environment

Frequency of Data Transmission

Ideal transmission is real-time, immediately after ERP / POS transaction is processed:

- Permits use of real-time success/fail API feedback
- Maintains chronological posting of regulated transactions

Batch processing *may* be used, but transactions must be posted chronologically to pass our internal control checks. For example:

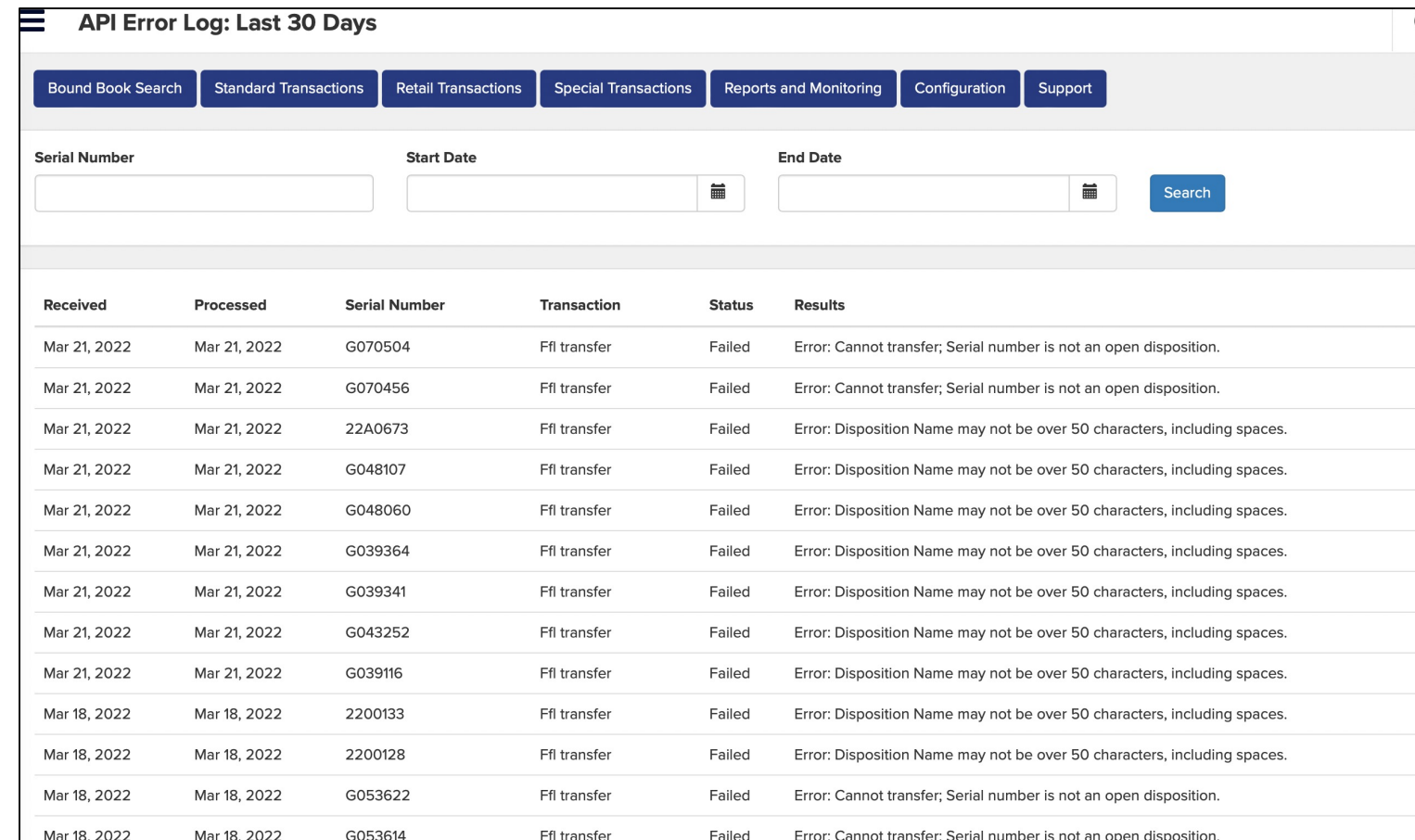
- The call will fail if you try to post a Shipment/Disposition prior to a Receipt/Acquisition

API Environment

Success / Fail of API Post

Orchid eBound offers two methods to identify failed (or successful) API transactions.

- 1) A UI-based “API Error Log” that requires post-transaction monitoring.
- 2) A real-time API response via a webhook that can be integrated into the ERP or POS interface.



The screenshot displays the "API Error Log: Last 30 Days" interface. It features a navigation bar with buttons for "Bound Book Search", "Standard Transactions", "Retail Transactions", "Special Transactions", "Reports and Monitoring", "Configuration", and "Support". Below the navigation bar, there are input fields for "Serial Number", "Start Date", and "End Date", each with a calendar icon, and a "Search" button. The main content is a table with the following columns: "Received", "Processed", "Serial Number", "Transaction", "Status", and "Results". The table lists 15 failed transactions, all of which are "Ffl transfer" transactions that failed due to errors related to disposition names or serial numbers.

Received	Processed	Serial Number	Transaction	Status	Results
Mar 21, 2022	Mar 21, 2022	G070504	Ffl transfer	Failed	Error: Cannot transfer; Serial number is not an open disposition.
Mar 21, 2022	Mar 21, 2022	G070456	Ffl transfer	Failed	Error: Cannot transfer; Serial number is not an open disposition.
Mar 21, 2022	Mar 21, 2022	22A0673	Ffl transfer	Failed	Error: Disposition Name may not be over 50 characters, including spaces.
Mar 21, 2022	Mar 21, 2022	G048107	Ffl transfer	Failed	Error: Disposition Name may not be over 50 characters, including spaces.
Mar 21, 2022	Mar 21, 2022	G048060	Ffl transfer	Failed	Error: Disposition Name may not be over 50 characters, including spaces.
Mar 21, 2022	Mar 21, 2022	G039364	Ffl transfer	Failed	Error: Disposition Name may not be over 50 characters, including spaces.
Mar 21, 2022	Mar 21, 2022	G039341	Ffl transfer	Failed	Error: Disposition Name may not be over 50 characters, including spaces.
Mar 21, 2022	Mar 21, 2022	G043252	Ffl transfer	Failed	Error: Disposition Name may not be over 50 characters, including spaces.
Mar 21, 2022	Mar 21, 2022	G039116	Ffl transfer	Failed	Error: Disposition Name may not be over 50 characters, including spaces.
Mar 18, 2022	Mar 18, 2022	2200133	Ffl transfer	Failed	Error: Disposition Name may not be over 50 characters, including spaces.
Mar 18, 2022	Mar 18, 2022	2200128	Ffl transfer	Failed	Error: Disposition Name may not be over 50 characters, including spaces.
Mar 18, 2022	Mar 18, 2022	G053622	Ffl transfer	Failed	Error: Cannot transfer; Serial number is not an open disposition.
Mar 18, 2022	Mar 18, 2022	G053614	Ffl transfer	Failed	Error: Cannot transfer; Serial number is not an open disposition.

API Environment

API Feedback Webhook

The webhooks are specific to each Orchid eBound client.

If this method is desired, please contact Orchid and a webhook will be created and shared for the specific customer and bound book.

If the webhook is successfully created, the ERP / POS developer can use the return post to provide the user one of over fifty possible error messages such as:

- Serial number missing
- Firearm already acquired
- Cannot disposed before firearm is acquired
- FFL is outdated
- etc

Sample API Call

```
"serialNumber": "KAHR-9005-AT",  
"Location": "",  
"lotNumber": "",  
"SKU": "6026863130566",  
"Manufacturer": "Kahr Arms",  
"Importer": "",  
"CountryOfManufacturer": "",  
"Type": "Rifle",  
"Model": "M1",  
"CaliberGuage": "30 Carbine",  
"PhysicalDate": "01/21/2021",  
"fflFrom": {  
  "Name": "RSR Group Inc",  
  "FFL": "575439010D26128",  
  "SOT": "",  
  "Address": "4700 Amon Carter Blvd",  
  "City": "Fort Worth",  
  "State": "TX",  
  "Zip": "76155",  
  "Country": "US"
```

Sample Webhook Response

```
"Result": {  
  "ApiKey": "45e4a690-9e6c-4d2a-9d00-7ef4ee389f3e",  
  "Status": "Failed",  
  "Received": "2021-04-05T00:00:41.18",  
  "Processed": "2021-04-05T00:00:55.163",  
  "Results": "Error: FFL Must be Valid as of Acquisition Date.",  
  "TransactionType": "Receive"
```

ATF Regulated Transactions to Business Transactions

Common Business Transactions	ERP / POS Transaction	eBound Transaction
Receive Import from InterCo	PO Receipt	Receive
Receive Import From Vendor	PO Receipt	
Receive from Subcontractor	Return Against Sales Order	
Receive from Outside Process	PO Receipt	
Receive from Vendor	Against RMA	
Receive RMA - Repair	Against RMA	
Receive a Third-Party Loan	Receive Import from InterCo	
Receive RMA - Return (Put back in Inventory)	Against RMA	

**ATF Regulations permit shipment to these non-FFL holding parties. Other forms may apply but are not applicable to this API.

ATF Regulated Transactions to Business Transactions


Common Business Transactions	ERP / POS Transaction	eBound Transaction
Ship / Transfer to FFL Customer	Ship Against Sales Order	FFL Transfer
Ship / Transfer to Outside Process		
Ship / Transfer to Subcontractor		
Ship / Transfer Back to Outside Process		
Ship / Transfer to Export Customer**		Exempt Transfer**
Ship / Transfer to US Govt or LE Customer**		
Ship / Transfer a Loan to Third Party**		
Ship / Transfer a Gunsmith / Repair Back to Consumer**	Ship Against Repair Order	

**ATF Regulations permit shipment to these non-FFL holding parties. Other forms may apply but are not applicable to this API.

ATF Regulated Transactions to Business Transactions

Common Business Transactions	ERP / POS Transaction	eBound Transaction
Sale of inventory to consumer	POS sale	4473 Unlicensed Transfer
Serialized marking of a regulated firearm	Receipt Against a Work Order	Serialize
<ul style="list-style-type: none"> • Consume lower-level part or assembly • Back down to lower-level part or assembly 	Receipt Against a Work Order	Assemble Disassemble
Inventory Adjustment	Inventory Adjustment	Destroy Theft / Loss** Found**

**These are often transacted directly in eBound rather than through the API



Core Transactions

A Note about Firearm "Type" and FFL Numbers

A Note on ATF Types

The ATF has defined these types in the regulation. They cannot differ.

A Note on FFL Numbers

As FFL numbers are passed through the API, they should exclude all spaces and dashes (-)

Approved ATF Types

- Any Other Weapon
- Barreled Action
- Destructive Device
- Drop in Auto Sear
- Frame
- Machine Gun
- Machine Gun Receiver
- Pistol
- Pistol Grip Only Firearm
- Receiver
- Revolver
- Rifle
- Rifle / Shotgun Combo
- Short Barreled Rifle
- Short Barreled Shotgun
- Shotgun
- Silencer

Serialize

Required Field, Char Length or Format

- Physical Date (“PhysicalDate”) mm/dd/yyyy hh:mm
- Manufacturer (“Manufacturer”) 50
- Type (“Type”)
- Model (“Model”) 50
- Caliber or Gauge (“CaliberGuage”) 50
- Serial Number (“SerialNumber”) 50

Optional Fields

- Item No./SKU (“SKU”) 50
- 3310.12 (“Reportable3310_12”) Yes / No
- Location (“Location”) 50
- Lot Number (“lotNumber”) 50
- Importer (“Importer”) 50
- Country of Manufacture (“CountryofManufacture”) 50

API Header Example

POST <https://app.fflbizhub.com/api/transactions/queue>

Transaction-type: Serialize

X-API-Auth-Token: [Get from Orchid]

Content-Type: application/json

cache-control: no-cache

Sample JSON String

```
{
  "serialNumber":"KAHR-2000-AT",
  "Location":"",
  "lotNumber":"",
  "SKU":"6026863130566",
  "Manufacturer":"Kahr Arms",
  "Importer":"",
  "CountryOfManufacturer":"USA",
  "Type":"Rifle",
  "Model":"M1",
  "CaliberGuage":"30 Carbine",
  "PhysicalDate":"9/24/2018",
}
```

Receive

Required Field, Char Length or Format

- Physical Date (“PhysicalDate”) mm/dd/yyyy hh:mm
- Manufacturer (“Manufacturer”) 50
- Type (“Type”) – See Required Types
- Model (“Model”) 50
- Caliber or Gauge (“CaliberGuage”) 50
- Serial Number (“SerialNumber”) 50
- fflFrom
 - Acquired From Name (“Name”) 50
 - Acquired From Address (“Address”) 15
 - Acquired From City (“City”) 50
 - Acquired From State (“tate”) 50
 - Acquired From Zip (“Zip”) 9

Optional Fields

- fflFrom
 - Acquired from FFL (“FFL”) 15
 - Acquired from SOT (“SOT”) 50
 - Acquired from Country (“Country”) 50
- Item No./SKU (“SKU”) 50
- 3310.12 (“Reportable3310_12”) Yes / No
- Location (“Location”) 50
- Lot Number (“lotNumber”) 50
- Importer (“Importer”) 50
- Country of Manufacture (“CountryofManufacture”) 50

API Header Example

```
POST https://app.fflbizhub.com/api/transactions/queue
Transaction-type: Receive
X-API-AUTH-TOKEN: [Get from Orchid]
Content-Type: application/json
Cache-Control: no-cache
```

Sample JSON String

```
{
  "serialNumber": "KAHR-9005-AT",
  "Location": "",
  "lotNumber": "",
  "SKU": "6026863130566",
  "Manufacturer": "Kahr Arms",
  "Importer": "",
  "CountryOfManufacturer": "",
  "Type": "Rifle",
  "Model": "M1",
  "CaliberGuage": "30 Carbine",
  "PhysicalDate": "9/21/2018",
  "fflFrom": {
    "Name": "RSR Group Inc",
    "FFL": "575439010D26128",
    "SOT": "",
    "Address": "4700 Amon Carter Blvd",
    "City": "Fort Worth",
    "State": "TX",
    "Zip": "76155",
    "Country": "US"
  }
}
```


FFL Transfer

Required Field, Char Length or Format

- Physical Date (“PhysicalDate”) mm/dd/yyyy hh:mm
- Manufacturer (“Manufacturer”) 50
- Type (“Type”) – See Required Types
- Model (“Model”) 50
- Caliber or Gauge (“CaliberGuage”) 50
- Serial Number (“SerialNumber”) 50
- fflTo
 - Disposed to Name (“Name”) 50
 - Disposed to FFL (“FFL”) 15

Optional Fields

- fflTo
 - Disposed To SOT (“SOT”) 50
 - Disposed To Country (“Country”) 50
 - Disposed to Address (“Address”) 50
 - Disposed to City (“City”) 50
 - Disposed to State (“State”) 50
 - Disposed to Zip (“Zip”) 9
- 3310.12 (“Reportable3310_12”) Yes / No
- Item No./SKU (“SKU”) 50
- Location (“Location”) 50
- Lot Number (“lotNumber”) 50
- Importer (“Importer”) 50
- Country of Manufacture (“CountryofManufacture”) 50

API Header Example

```
POST https://app.fflbizhub.com/api/transactions/queue
Transaction-type: FFLTransfer
X-Api-Auth-Token: [Get from Orchid]
Content-Type: application/json
cache-control: no-cache
```

Sample JSON String

```
"serialNumber":"KAHR-9503-AT",
"Location":"","
"lotNumber":"","
"SKU":"Unknown",
"Manufacturer":"Kahr Arms",
"Importer":"","
"CountryOfManufacturer":"USA",
"Type":"Rifle", "Model":"M1",
"CaliberGuage":"30 Carbine",
"PhysicalDate":"3/27/2019 14:15",
"fflTo":{"Name":"Bi-Mart Corporation", "FFL":"993001011G00098", "SOT":"","
        "Address":"700 Campbell Street", City:"Baker City", "State":"OR",
        "Zip":"97814", "Country":"US"}
>Type":"Pistol",
```

Exempt Transfer

Required Field, Char Length or Format

- Physical Date (“PhysicalDate”) mm/dd/yyyy hh:mm
- Manufacturer (“Manufacturer”) 50
- Type (“Type”) – See Required Types
- Model (“Model”) 50
- Caliber or Gauge (“CaliberGuage”) 50
- Serial Number (“SerialNumber”) 50
- fflTo
 - Disposed to Name (“Name”) 50

Optional Fields

- fflTo
 - Disposed To SOT (“SOT”) 50
 - Disposed To Country (“Country”) 50
 - Disposed to Address (“Address”) 50
 - Disposed to City (“City”) 50
 - Disposed to State (“State”) 50
 - Disposed to Zip (“Zip”) 9
- 3310.12 (“Reportable3310_12”) Yes / No
- Item No./SKU (“SKU”) 50
- Location (“Location”) 50
- Lot Number (“lotNumber”) 50
- Importer (“Importer”) 50
- Country of Manufacture (“CountryofManufacture”) 50

API Header Example

POST <https://app.fflbizhub.com/api/transactions/queue>

Transaction-type: ExemptTransfer

X-Api-Auth-Token: [Get from Orchid]

Content-Type: application/json

cache-control: no-cache

Sample JSON String

```
"serialNumber":"9876",  
"Location":"","lotNumber":"","  
"SKU":"2018SBR-Comp",  
"Manufacturer":"SBR Manufacturer",  
"Importer":"SBR Importer",  
"CountryOfManufacturer":"BZ",  
"Type":"Receiver",  
"Model":"SBR A1",  
"CaliberGuage":"None",  
"PhysicalDate":"1/28/2019",  
"fflTo":{"Name":"Nashville PD", "FFL":"","SOT":"","Address":"1234 Music  
Way", "City":"Nashville", "State":"TN", "Zip":"01234",  
"Country":"US",  
"Type":"Pistol",
```

Assemble

Required Field, Char Length or Format

Physical Date (“PhysicalDate”) mm/dd/yyyy hh:mm

Start Good Information (“good”)

- Manufacturer (“Manufacturer”) 50
- Type (“Type”) – See Required Types
- Model (“Model”) 50
- Caliber or Gauge (“CaliberGauge”) 50
- Serial Number (“SerialNumber”) 50

End Good Information (“component”)

- Manufacturer (“Manufacturer”) 50
- Type (“Type”) – See Required Types
- Model (“Model”) 50
- Caliber or Gauge (“CaliberGauge”) 50
- Serial Number (“SerialNumber”) 50

Optional Fields

Start Good Information (“good”)

- 3310.12 (“Reportable3310_12”) Yes / No
- Item No./SKU (“SKU”) 50
- Importer (“Importer”) 50
- Country of Manufacture (“CountryofManufacture”) 50
- Location (“Location”) 50
- Lot Number (“lotNumber”) 50

End Good Information (“component”)

- 3310.12 (“Reportable3310_12”) Yes / No
- Item No./SKU (“SKU”) 50
- Importer (“Importer”) 50
- Country of Manufacture (“CountryofManufacture”) 50
- Location (“Location”) 50
- Lot Number (“lotNumber”) 50

API Header Example

```
POST https://app.fflbizhub.com/api/transactions/queue
Transaction-type: Assemble
X-API-Auth-Token: [Get from Orchid]
Content-Type: application/json
cache-control: no-cache
```

Sample JSON String

```
"PhysicalDate":"09/25/2018",
  "good":{"CaliberGauge":"308 WIN",
    "CountryOfManufacturer":"AZ",
    "Importer":"","Manufacturer":"Best FFL Inc",
    "Model":"Rifle Assembled 1",
    "serialNumber":"Receiver-1004-ATR1v1",
    "SKU":"98765", "Type":"Rifle"},
  "component":{"CaliberGauge":"None",
    "CountryOfManufacturer":"AZ",
    "Importer":"Receiver Importer",
    "Manufacturer":"Receiver MFG",
    "Model":"Receiver
A1","serialNumber":"Receiver-1004-ATR1v1",
    "SKU":"98765",
    "Type":"Receiver"}
```

Disassemble

Required Field, Char Length or Format

Physical Date (“PhysicalDate”) mm/dd/yyyy hh:mm

Start Good Information (“good”)

- Manufacturer (“Manufacturer”) 50
- Type (“Type”) – See Required Types
- Model (“Model”) 50
- Caliber or Gauge (“CaliberGauge”) 50
- Serial Number (“SerialNumber”) 50

End Good Information (“component”)

- Manufacturer (“Manufacturer”) 50
- Type (“Type”) – See Required Types
- Model (“Model”) 50
- Caliber or Gauge (“CaliberGauge”) 50
- Serial Number (“SerialNumber”) 50

Optional Fields

Start Good Information (“good”)

- 3310.12 (“Reportable3310_12”) Yes / No
- Item No./SKU (“SKU”) 50
- Importer (“Importer”) 50
- Country of Manufacture (“CountryofManufacture”) 50
- Location (“Location”) 50
- Lot Number (“lotNumber”) 50

End Good Information (“component”)

- 3310.12 (“Reportable3310_12”) Yes / No
- Item No./SKU (“SKU”) 50
- Importer (“Importer”) 50
- Country of Manufacture (“CountryofManufacture”) 50
- Location (“Location”) 50
- Lot Number (“lotNumber”) 50

API Header Example

```
POST https://app.fflbizhub.com/api/transactions/queue
Transaction-type: Disassemble
X-API-Auth-Token: [Get from Orchid]
Content-Type: application/json
cache-control: no-cache
```

Sample JSON String

```
"PhysicalDate":"09/25/2018",
  "good":{"CaliberGauge":"308 WIN",
    "CountryOfManufacturer":"AZ",
    "Importer":"","Manufacturer":"Best FFL Inc",
    "Model":"Rifle Assembled 1",
    "serialNumber":"Receiver-1004-ATR1v1",
    "SKU":"98765", "Type":"Rifle"},
  "component":{"CaliberGauge":"None",
    "CountryOfManufacturer":"AZ",
    "Importer":"Receiver Importer",
    "Manufacturer":"Receiver MFG",
    "Model":"Receiver
A1","serialNumber":"Receiver-1004-ATR1v1",
    "SKU":"98765",
    "Type":"Receiver"}
```

Destroy

Required Field, Char Length or Format

- Physical Date (“PhysicalDate”) mm/dd/yyyy hh:mm
- Manufacturer (“Manufacturer”) 50
- Type (“Type”) – See Required Types
- Model (“Model”) 50
- Caliber or Gauge (“CaliberGauge”) 50
- Serial Number (“SerialNumber”) 50

Optional Fields


- 3310.12 (“Reportable3310_12”) Yes / No
- Item No./SKU (“SKU”) 50
- Location (“Location”) 50
- Lot Number (“lotNumber”) 50
- Importer (“Importer”) 50
- Country of Manufacture (“CountryofManufacture”) 50

API Header Example

```
POST https://app.fflbizhub.com/api/transactions/queue
Transaction-type: ExemptTransfer
X-Api-Auth-Token: [Get from Orchid]
Content-Type: application/json
cache-control: no-cache
```

Sample JSON String

```
"serialNumber":"Shotgun-1000-ATR1v1", "Location":"","
"lotNumber":"","
"SKU":"369258",
"Manufacturer":"Shotgun MFG",
"Importer":"","
"CountryOfManufacturer":"US",
"Type":"Shotgun",
"Model":"Shotgun A1",
"CaliberGauge":"20 GA",
"PhysicalDate":"09/25/2018",
```



4473 Transactions

4473 Unlicensed Transfer

Step 1 - Generate Session Token to begin the 4473

Request

```
curl --location --
request POST 'https://app.fflbizhub.com/api/4473
/SearchSerialNumbers' \
--header 'X-DailyDownload-Auth-Email: \
--header 'X-DailyDownload-Auth-Password: \
--header 'Content-Type: application/json' \
--data-raw '{
  "serialNumbers": ["082721_e","082721_d","082
721_c"]
}'
```

Response

```
{
  "success": true,
  "message": "All serial numbers are
available",
  "session":
"7e57e9c0b6a44811ba9982013922ab41"
}
```

4473 Unlicensed Transfer

Step 2 – Open the unique 4473 URL

[https://app.fflbizhub.com/portal/eAd/Start4473B?Session=\[KeyGoesHere\]](https://app.fflbizhub.com/portal/eAd/Start4473B?Session=[KeyGoesHere])

Pass the session generated in the previous step to the above URL. Make sure you are logged in to the eBound book before opening the following URL.

<https://app.fflbizhub.com/portal/eAd/start4473b?Session=7e57e9c0b6a44811ba9982013922ab41>

The 4473 wizard should be initiated and when you click proceed, all the serial numbers that you entered in the first step should be auto populated.